


KELLENBERGER T1000

THE MODULAR PRODUCTION
CYLINDRICAL GRINDING MACHINE



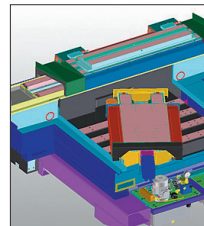
KELLENBERGER T1000

THE MODULAR PRODUCTION CYLINDRICAL GRINDING MACHINE




BURR-FREE GRINDING

- Several patented processes
- Production of sharper, burr-free edges



AXES CONFIGURATION

- Straight or angular
- Range +6° to -30° configurable




PRISMATIC GRINDING SYSTEM

- Very efficient production grinding process
- Shortest part changing time, rapid retooling
- Fully integrated handling with modular peripherals and great autonomy



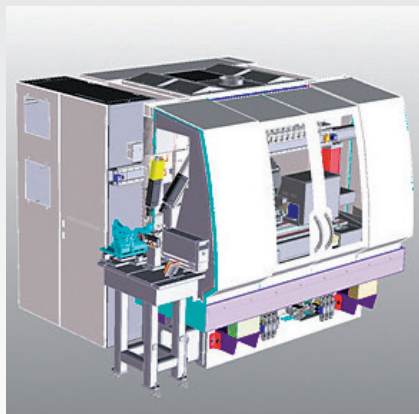
MATCH GRINDING

- Highly accurate automatic process with several extension possibilities
- Automatic cylindrical correction within 0.1µm range



GRINDING FROM HARDENED BAR STOCK

- High precision parts can be finish-ground directly from hardened bar stock
- Optimal process to produce non-machined parts with high precision centers and minimum over measure for subsequent operations

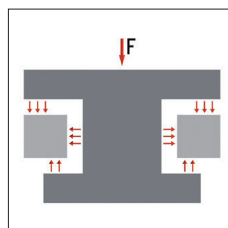


AUTOMATION

- Modular concept for peripherals and handling systems
- Wide application range from small integrated handling to complex systems with autonomous cells
- Unrestricted use, water or oil
- Customer-specific solutions possible


TECHNICAL DATA KELLENBERGER T1000

Dimensions		
Distance between centers	mm	400
Grinding length	mm	400
Centre height	mm	125 / 175
Max. workpiece diameter	mm	249
Workpiece weight		
between centres	kg	150
Base / Table slide		
Travel z axis	mm	600
Rapid traverse	m/min	15
Resolution	µm	0.1
Upper table		
Swivelling range	degr	+/- 6 °
Wheel slide		
Travel x axis	mm	350
Rapid traverse	m/min	7.5
Resolution	µm	0.1
Wheelhead OD		
Wheel (appl. spez.)	mm	400 - 500 x 80 x 203.2
Diameter	mm	up to 600
Width	mm	up to 120
opt	mm	500 x 120 x 203.2
Peripheral roller bearing	m/s	0 - 120
Peripheral hydrodynamic	m/s	45 / 60
Spindle speed	min-1	V const (opt)
Motor output	kW	10 (opt. up to 20)
Workhead		
Spindle speed	min-1	5 - 1,500 (opt. 3,000)
Motor output	kW	2.1
Spindelnose taper		MT5 / Ø 70 mm // MT6 / Ø 90 mm
Spindelnose bore	mm	34
Spindle torque	Nm	20
Tailstock		
Sleeve retraction	mm	80
internal taper		MT3
Control		Bosch / Siemens




HYDROSTATICS WITH HOLDING DEVICE

- X and Z guideways
- No stick slip
- Good damping
- High dynamics




WHEELHEAD

- Hydrodynamic spindle bearings
- Roller bearing variant for applications up to 120 m/sec.
- Grinding wheels 400 – 600 mm




TAILSTOCK

- In manual or automatic versions
- Version for automatic taper correction



WORKHEAD

- MT5 and MT6 versions in modular construction
- Synchronously running workheads left and right for special grinding applications



DRESSING DEVICE

- Formed dressing roll unit installed behind workhead, tailstock or on the table
- CNC controlled profiling roll unit fitted behind the wheelhead



CONTROL SYSTEM

- Siemens SINUMERIK ONE

The software for the control system was developed by grinding specialists and thus permits optimum programming of grinding and dressing processes. A particular highlight is the integration of part-specific features such as measurement technology, handling and additional processing units.



EUROPE & ASIA

Kellenberger Switzerland AG
Thannäckerstrasse 22
9403 Goldach
Tel. +41 71 242 91 11
info@kellenberger.net

AMERICA

Kellenberger Systems
1755 Brittania Drive, Unit A
Elgin, Illinois 60124
Tel. +800 8438801
info@kellenberger.com

CHINA

Kellenberger
1388 East Kang Qiao Road
Pudong, Shanghai 201319
Tel. +86 21 38108686
info@kellenberger.net

All prices and details are subject to change without notice. 1/2025